

1-1744418-8 ✓ ACTIVE




Economy Power 2.5

TE Internal #: 1-1744418-8

Rectangular Power Connectors, Header, Receptacle, Wire-to-Wire /
Wire-to-Board, 18 Position, 2.5 mm [.09 in] Centerline, Economy
Power 2.5

[View on TE.com >](#)

Connectors > Power Connectors > Rectangular Power > Rectangular Power Connectors



Rectangular Power Connector Type: **Header**

Connector & Housing Type: **Receptacle**

Connector System: **Wire-to-Board, Wire-to-Wire**

Number of Positions: **18**

Centerline (Pitch): **2.5 mm [.09 in]**

Features

Product Type Features

Header Type	Fully Shrouded
Rectangular Power Connector Type	Header
Connector & Housing Type	Receptacle
Connector System	Wire-to-Board, Wire-to-Wire
Sealable	No
Connector & Contact Terminates To	Printed Circuit Board

Configuration Features

Number of Columns	18
Number of Loaded Positions	18
Number of Positions	18
PCB Mount Orientation	Vertical
Number of Power Positions	18
Number of Rows	1

Electrical Characteristics



Operating Voltage	250 VAC
-------------------	---------

Contact Features

Contact Underplating Material	Nickel
-------------------------------	--------

Contact Base Material	Brass
-----------------------	-------

Contact Current Rating (Max)	4.2 A
------------------------------	-------

Contact Retention Within Housing	Without
----------------------------------	---------

Contact Type	Pin
--------------	-----

PCB Contact Termination Area Plating Material	Tin
---	-----

Contact Mating Area Plating Material	Tin
--------------------------------------	-----

Contact Mating Area Plating Material Thickness	2.032 μm [80 μin]
--	--

Underplate Material Thickness	1.27 μm [50 μin]
-------------------------------	---

Termination Features

Termination Method to Printed Circuit Board	Through Hole - Solder
---	-----------------------

Mechanical Attachment

Mating Alignment Type	Polarization
-----------------------	--------------

Mating Alignment	With
------------------	------

Connector Mounting Type	Board Mount
-------------------------	-------------

Housing Features

Centerline (Pitch)	2.5 mm[.09 in]
--------------------	----------------

Housing Color	Natural
---------------	---------

Housing Material	Nylon
------------------	-------

Dimensions

Height	8.8 mm[.346 in]
--------	-----------------

Length	47.5 mm[1.87 in]
--------	------------------

Width	6.4 mm[.251 in]
-------	-----------------

Usage Conditions

Operating Temperature Range	-55 – 105 $^{\circ}\text{C}$ [-67 – 221 $^{\circ}\text{F}$]
-----------------------------	--

Shielded	No
----------	----

Operation/Application

Circuit Application	Power
---------------------	-------

Industry Standards

UL Flammability Rating	UL 94V-0
------------------------	----------



Glow Wire Rating	Glow Wire
UL Rating	Recognized
Agency/Standard	UL

Packaging Features

Packaging Method	Bag
Packaging Quantity	250

Product Compliance

[For compliance documentation, visit the product page on TE.com>](#)

EU RoHS Directive 2011/65/EU	Compliant
EU ELV Directive 2000/53/EC	Compliant
China RoHS 2 Directive MIIT Order No 32, 2016	No Restricted Materials Above Threshold
EU REACH Regulation (EC) No. 1907/2006	Current ECHA Candidate List: JUNE 2022 (224) Candidate List Declared Against: JUL 2017 (174) SVHC > Threshold: Not Yet Reviewed
Halogen Content	Not Low Halogen - contains Br or Cl > 900 ppm.
Solder Process Capability	Wave solder capable to 265°C


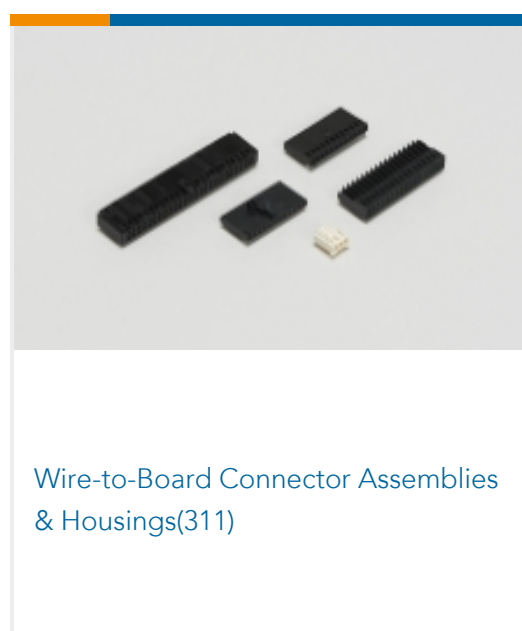
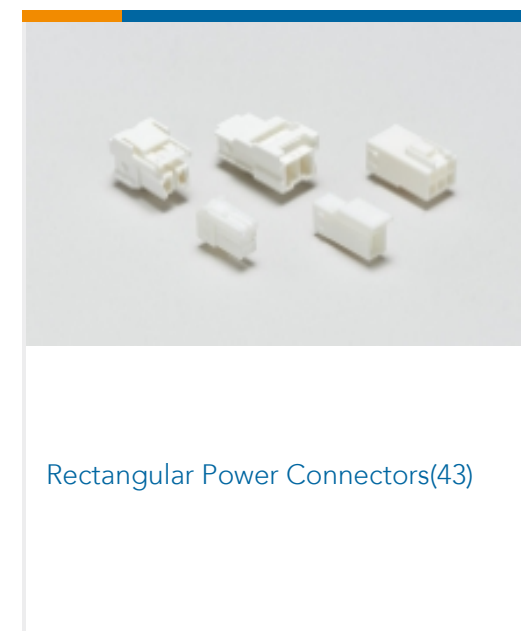

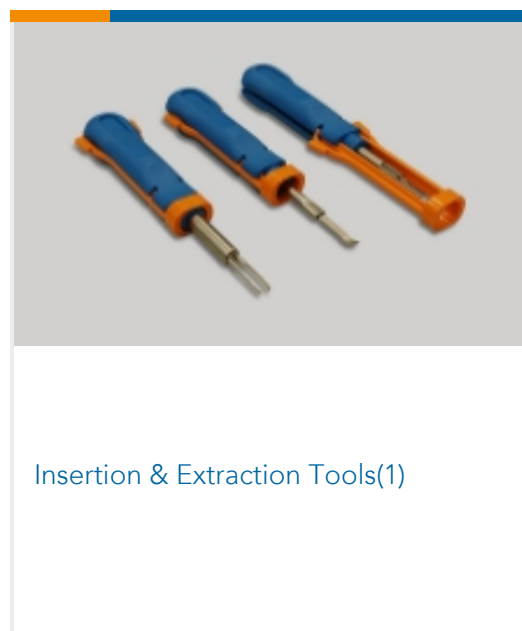
Product Compliance Disclaimer

This information is provided based on reasonable inquiry of our suppliers and represents our current actual knowledge based on the information they provided. This information is subject to change. The part numbers that TE has identified as EU RoHS compliant have a maximum concentration of 0.1% by weight in homogenous materials for lead, hexavalent chromium, mercury, PBB, PBDE, DBP, BBP, DEHP, DIBP, and 0.01% for cadmium, or qualify for an exemption to these limits as defined in the Annexes of Directive 2011/65/EU (RoHS2). Finished electrical and electronic equipment products will be CE marked as required by Directive 2011/65/EU. Components may not be CE marked. Additionally, the part numbers that TE has identified as EU ELV compliant have a maximum concentration of 0.1% by weight in homogenous materials for lead, hexavalent chromium, and mercury, and 0.01% for cadmium, or qualify for an exemption to these limits as defined in the Annexes of Directive 2000/53/EC (ELV). Regarding the REACH Regulations, TE's information on SVHC in articles for this part number is still based on the European Chemical Agency (ECHA) 'Guidance on requirements for substances in articles' (Version: 2, April 2011), applying the 0.1% weight on weight concentration threshold at the finished product level. TE is aware of the European Court of Justice ruling of September 10th, 2015 also known as O5A (Once An Article Always An Article) stating that, in case of 'complex object', the threshold for a SVHC must be applied to both the product as a whole and simultaneously to each of the articles forming part of its composition. TE has evaluated this ruling based on the new ECHA "Guidance on requirements for substances in articles" (June 2017, version 4.0) and will be updating its statements accordingly.

Compatible Parts



Also in the Series | Economy Power 2.5



Documents

Product Drawings

18 POS EP 2.5 HDR, GLOW WIRE

English

CAD Files

3D PDF

3D

Customer View Model

[ENG_CVM_CVM_1-1744418-8_F.2d_dxf.zip](#)

English

Customer View Model

[ENG_CVM_CVM_1-1744418-8_F.3d_igs.zip](#)

English

Customer View Model

[ENG_CVM_CVM_1-1744418-8_F.3d_stp.zip](#)

English



By downloading the CAD file I accept and agree to the [Terms and Conditions](#) of use.

Datasheets & Catalog Pages

[7-1773461-6_EP2.5_Connector_Series](#)

English

Product Specifications

[Application Specification](#)

English

Agency Approvals

[UL Report](#)

English